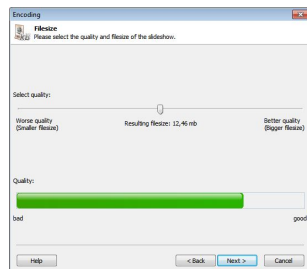
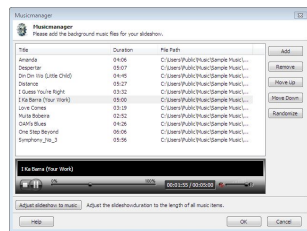
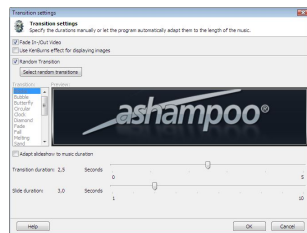
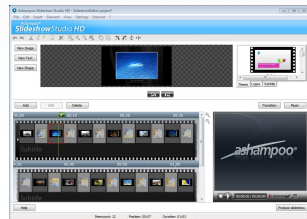


Ashampoo® Slideshow Studio HD

Instant slideshows to share at home and on the web

Version 1.0.3, 2010/01/27



Digital cameras have made photography easier than ever but sharing your pictures is still harder than it needs to be. Ashampoo Slideshow Studio HD changes all this. With its easy point-and-click interface and ready-to-use themes you can create great auto-playing slideshows with music and terrific animated transitions in a snap.

However, the real innovation is the output formats: You can't only burn your slideshows to DVDs that will play on any home DVD player. You can also generate HD (high-definition) slideshows that you can upload to YouTube and MyVideo, or as MPEG2, MPEG4 or Windows Media video files that will play on pretty much any computer available. And since the slideshows are saved in a single file sharing them couldn't be easier.

Slideshow Studio HD lets you share your images with anyone, anywhere, now. And the slideshows look like they were created by a professional graphic artist – because they were.

Point and click speed meets your creativity

If you're in a hurry you just need to select your photos, select one of the great graphical themes and then click Produce Slideshow. You'll be asked to choose your output format and whether you want HD or normal definition but that's it.

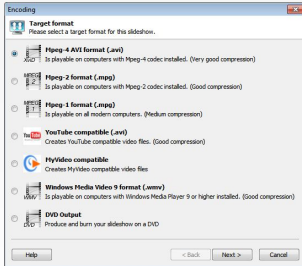
If you want to get creative you can insert your own text and graphics on top of your slides, and also geometric shapes, photos overlaid on photos, text arranged along curves, tables, captions and more. You can also add subtitles, and "brand" your slideshows with logos in the corner. You can choose from a score of great graphical transitions between your slides, or have random transitions for every slide. You can add multiple background music or other audio tracks and have the length of the slideshow automatically match the length of your music.

Slideshow Editor

The Slideshow Editor has an intuitive timeline that shows the entire slideshow sequence graphically. You get a live preview and can edit components on the timeline with Drag & Drop. You can rotate, resize, show and hide all the elements you add to your slides, with individual fade-in and fade-out for each element.

Or you can just choose a theme and let Slideshow Studio HD do all the work for you. Again, you choose.

- Timeline editing with drag & drop and preview
- Cross-fades and graphical transitions between images
- Preview for all fades and transitions in the timeline
- Add background music for the entire show with multiple tracks
- Add titles, subtitles, shaped text



- Add images, logos and graphical shapes with fill, borders etc.
- Fade-in and fade-out for all objects (images, texts etc.)
- Rotate images directly in the editor
- Ready-to-use themes for point-and-click speed
- Automatic save feature protects your work

Output formats

- **YouTube and MyVideo**

Choose these formats to share your slideshows online on YouTube or MyVideo. You can choose the standard format or 720p HD videos.

- **MPEG1**

MPEG1 gives you medium compression and only supports standard format (no HD) but it plays on all modern computers.

- **MPEG2, MPEG4**

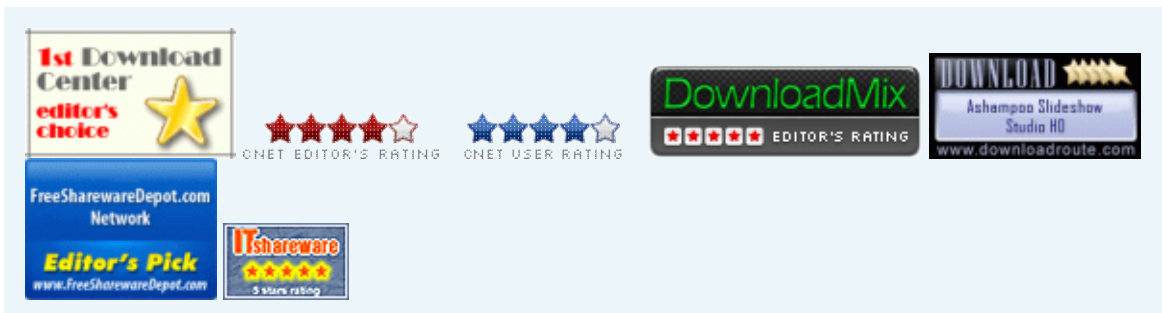
These formats offer better quality and compression and play on any computer with the correct codecs installed. MPEG2 and MPEG4 supports HD up to 1080p.

- **Windows Media 9**

Here too, better quality and compression and HD up to 1080p. Windows Media 9 plays on any Windows machine with Windows Media Player 9 or higher and on many other machines with support for WMV files.

- **DVD**

You can also burn your slideshows to standard DVDs that will play automatically when they are inserted in any DVD player, complete with the background music and transitions.



Requirements

Operating System:

Windows® XP, Windows Vista® and Windows® 7

As a user of Windows® XP, Windows Vista® and Windows® 7 you have to be logged in with administration rights.

Computer:

Any computer that runs one of the above operating systems at a reasonable speed.

Graphic adapter:

min.resolution 1024 x 768 and 16-bit High color, CD/DVD/BD-Writer.

Recommended for best performance: DirectX 9 capable GPU with hardware pixel shader v2.0.

CPU:

1200 MHz (or higher) x86/x64 CPU
Recommended for best performance: 3000 MHz (or higher)

RAM and disk space:

Hard Disk Space 85 MB, 512 MB RAM, (for HD Videos 1024 MB or more)
Recommended for best performance: 1024 MB RAM (or more)

Software:

Windows Media Player 9 or higher recommended, DirectX 9.0c required for GPU acceleration.

Languages (25):

German, English, Dutch, French, Hungarian, Russian, Polish, Italian, Norwegian, Spanish, Swedish, Turkish, Slovenian, Chinese (simplified), Bulgarian, Ukrainian, Serbian, Portuguese (Brazilian), Arabic, Dansk, Croatian, Greek, Slovakian, Armenian, Persian

Trial period:

40 Days (10 days + 30 days after e-mail registration)

Download link:

http://www.ashampoo.com/dl/0066/ashampoo_slideshow_studio_hd_sm.exe (17.35MB)

CEO	HILCHNER & BOGENA Beteiligungs GmbH Sebastian Schwarz, Jens Klibingot
Sales Tax number	Ashampoo GmbH & Co. KG, Ust.Ident.Nr. DE204940257
The registrar of companies	Ashampoo GmbH & Co. KG HRA 3618, Handelsregister AG Oldenburg HILCHNER & BOGENA Beteiligungs GmbH, HRB 4490, Handelsregister AG Oldenburg

Phone	+49 441 93379-0
Fax	+49 441 93379-79

*Note Free support is being provided by e-mail within 48 hours. We do **NOT** provide telephone support.

	Departments
Administration department	info@ashampoo.com
Purchase / Sale / Advertising	sales@ashampoo.com
Jobs	jobs@ashampoo.com
Support	sis@ashampoo.com

Internet

Homepage

<http://www.ashampoo.com>

Support

<http://www.ashampoo.com/support>

Privacy Policy

<http://www.ashampoo.com/privacypolicy>